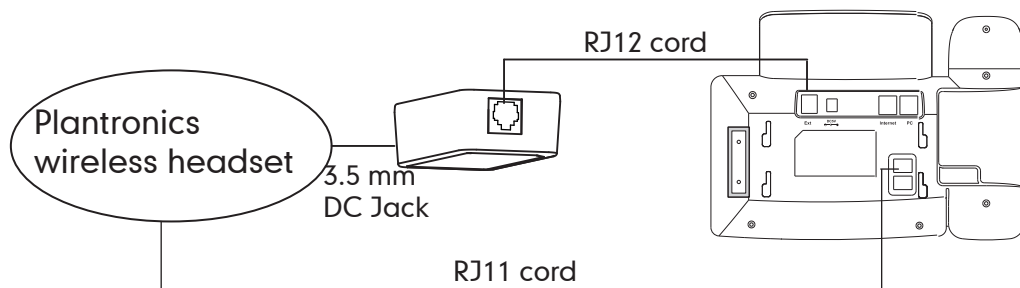


The Wireless Headset Adapter is the connection between the T38G/T28/T26 IP phone and the Plantronics wireless headset.



We reserve the right to improve or change the product and the user guide without notice.



## Wireless Headset Adapter ——EHS36



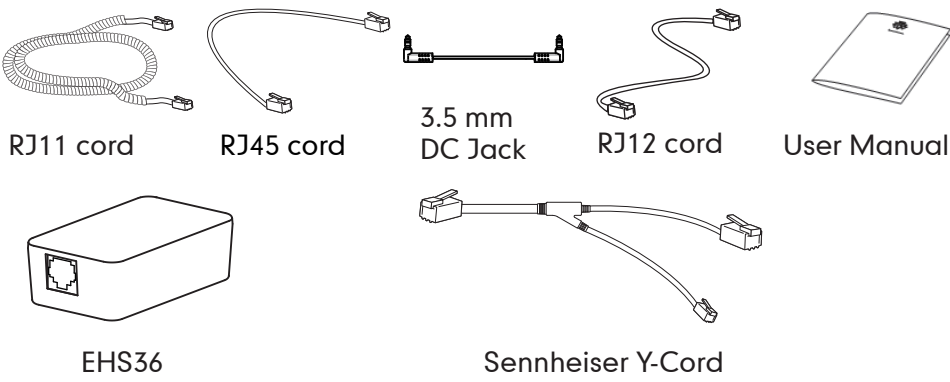
## User Guide

[www.yealink.com](http://www.yealink.com)

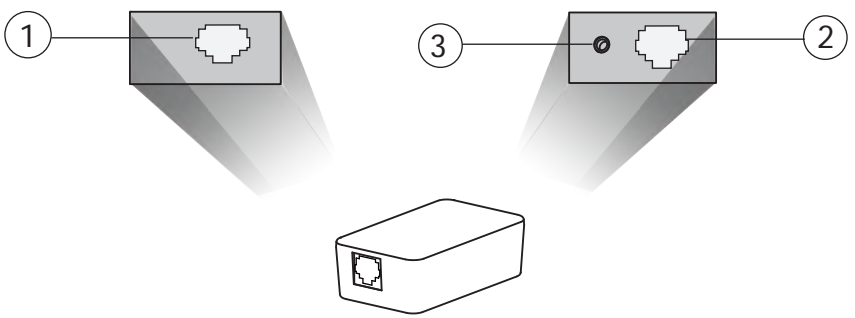
## Introduction

The Wireless Headset Adapter—EHS36, for the control of wireless headsets is the perfect combination between Yealink IP Phone T38G/T28/T26 and wireless headsets, such as GN Netcom/Jabra/Sennheiser and Plantronics.

## Packing List



## Port Description



Port ①: Connect with the IP Phone EXT port or Expansion Module port (expansion module connected to the phone) through RJ12 cord.

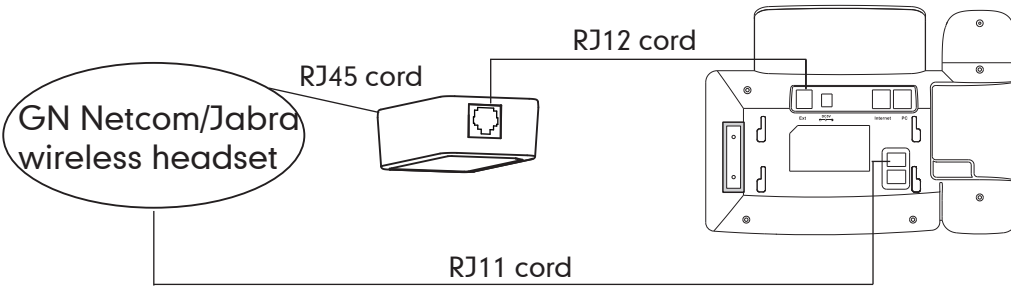
Port ②: Connect with the GN Netcom/Jabra/Sennheiser Wireless headset through RJ45 cord.  
Port ③: Connect with the Plantronics Wireless headset through the 3.5 mm DC Jack.

## Cord Description

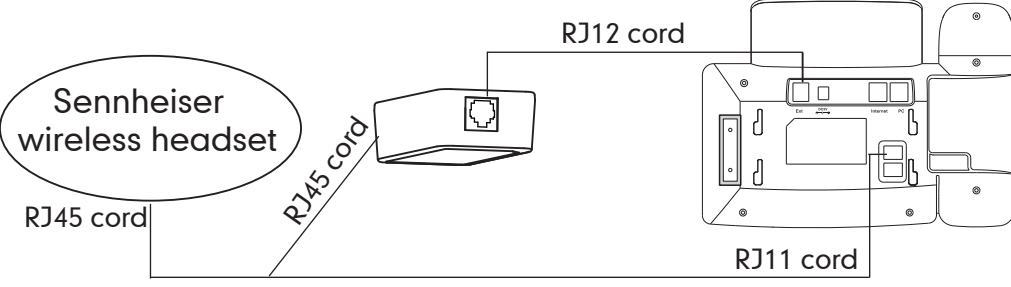
RJ11 cord: For the audio connection to the IP Phone headset port and the wireless headset.

## Connect to IP Phone

The Wireless Headset Adapter is the connection between the T38G/T28/T26 IP phone and the GN Netcom/Jabra wireless headset.



The Wireless Headset Adapter is the connection between the T38G/T28/T26 IP phone and the Sennheiser wireless headset.



**Note:** The sennheiser wireless headset needed the newest firmware of the DW-Office series! (version 96 or higher)